


# Z-PC LINE - ModBUS Digital I/O Modules

## Z-10-D-OUT

10-CH digital output module / RS485 ModBUS RTU



Power supply

10..40 Vdc / 19..28 Vac

Outputs

10 channels optoisolated channels, mosfet semiconductor

Outputs protection

From short circuit and overvoltage with 6..40 Vdc range

Diagnostic

Channel status, programmable

Serial communication

RS485 MosBUS RTU

Dip-Switches

Baud rate and ID Node configuration

Dimensions (w x d x h)

17,5 x 112 x 100 mm

Mounting

35 mm symmetrical 46277 DIN rail



➔ For additional information please refer to [www.seneca.it](http://www.seneca.it)

# Z-10-D-OUT

10-CH digital output module / RS485



Modbus

## ORDER INFORMATION

Model	Z-10-D-OUT	10-CH digital output module / RS485 Modbus RTU
Accessories	Z-PC-DINAL2-17.5	Terminal block for power / bus + 2 slot 17.5 mm
	Z-PC-DIN2-17.5	2 slot block 17.5 mm
	Z-PC-DIN8-17.5	8 slot block 17.5 mm
Configuration	Easy software	free on <a href="http://www.seneca.it">www.seneca.it</a>

## TECHNICAL FEATURES

### GENERAL DATA

Power supply	10..40 Vdc, 19..28 Vac (50-60 Hz)
Power consumption	2,5 W
Isolation	1.500 Vac
Input protection	400 W/ms
Special functions	Short circuit diagnostic On-line configuration Hot swapping
Degree protection	IP20
Operating temperature	-10..+65°C
Dimension	100 x 112 x 17,5 mm (h x d x w)
Weight	140 g
Case	PBT, black
Connections	Removable 3-way screw terminals, 3,5 pitch Rear IDC10 connector for DIN 46277 rail
Configuration	DIP-switches (baud rate, parity, serial port, bit stop, termination) Software: Z-NET3, EASY
Conformity	CE, RINA, UL-CSA, EN 61000-6-4, EN 64000-6-2, EN 61010-1, EN 60742

### COMMUNICATION

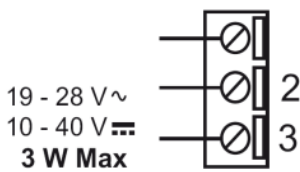
Protocol	RS485, ModBUS RTU
Communication time	< 10 ms (@ 38.400 baud)
Max distance	1.200 m
Max nodes	64

### OUTPUT

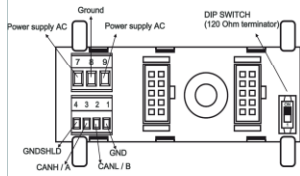
Nr / Type	10 Mosfet output channels with shared negative pole
Carrying capacity	0,5 A (inductive / resistive load)
Ext. Power supply	30 Vdc
Max rated current	0,5 A
Max rated voltage	30 Vdc
Max energy capability	40 mJ with inductive load
Mosfet time delay	5/2 ms
Safety time	33 ms..2.184 s
Safety functions	Short circuits protection Output safety status setting Measurement of the load power supply voltage

## ELECTRICAL AND MECHANICAL CONNECTIONS

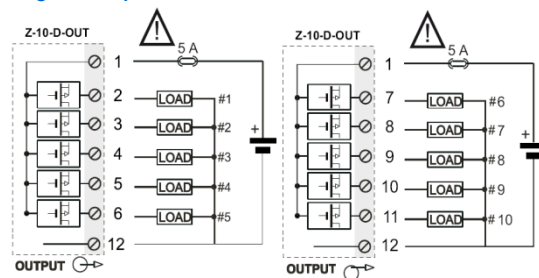
### Power Supply



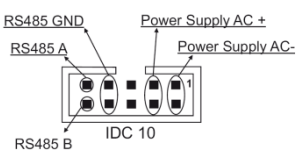
### Z-PC DINAL2-17.5



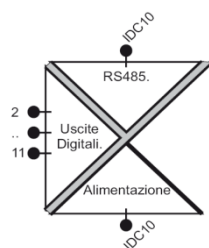
### Digital Output



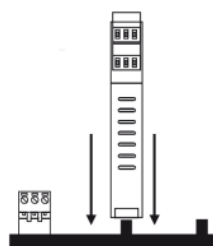
### Rear Connector (IDC10)



### Isolation Diagram



### Installation on DIN rail



### RS485 ModBUS connection

