

## Potentiometric Current / Voltage converter

**Z-LINE**

Standard converters



CE

- ▶ **INPUT:** Resistance with connection
  - Rheostat (2 wire), ranges 0 – 300 ohms ( $I = 6 \text{ mA}$ ), 0–500 ohms ( $I = 3.6 \text{ mA}$ ) and 0 – 1 Kohm ( $I = 1.8 \text{ mA}$ )
  - Potentiometer (3 wire)  $V_{\text{ref}} = 1.8 \text{ Vdc}$
- ▶ **OUTPUT:** current 0..20, 4..20 mA  
voltage 0..5, 1..5, 0..10, 2..10 Vdc
- ▶ **ACCURACY:** 0,2%
- ▶ Galvanic isolation @ 3-way
- ▶ Screw-fit terminals removable
- ▶ Din rail mounting
- ▶ Power supply: 19..40 Vdc, 19..28 Vac

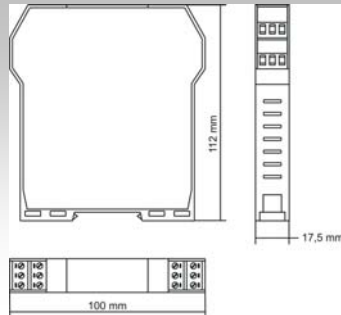
## TECHNICAL DATA

### Z102 – Potentiometric DC Current / Voltage converter

#### ORDER CODE

Cod. Z102

CE



#### GENERAL FEATURES

Power supply	19+40Vdc, 19+28 Vac
Channels	N.1
Accuracy	< 0,2%
Status indicators	Power
Galvanic Isolation	Power supply // input // output at 1500 Vac, digital
Hot swapping	Yes
Power consumption	2,5 W
Intallation class	2
Protections	Surges: 400W/ms. Loop supply short-circuit protected
Humidity	30..90% a +40°C (not condensing)
Approvals	CE

Design	Terminal housing for mounting on 35 mm DIN 46277
Response time	60 ms
DIP Switch	- Inputs signal setup - Output signal setup
Enclosure	"V0" self-extinguishing glass filled nylon case
Dimensions	17,5 x 100 x 112 mm (w x h x d)
Weight	140 g
Operating temperature	0..50 °C
Connections	Plug-in screw clamp terminal blocks, wires up to 2.5 mm <sup>2</sup>
IP Protection	IP 20
Standards	EN50081-2 EN50082-2 EN61010-1

#### INPUT

##### Resistance with connection

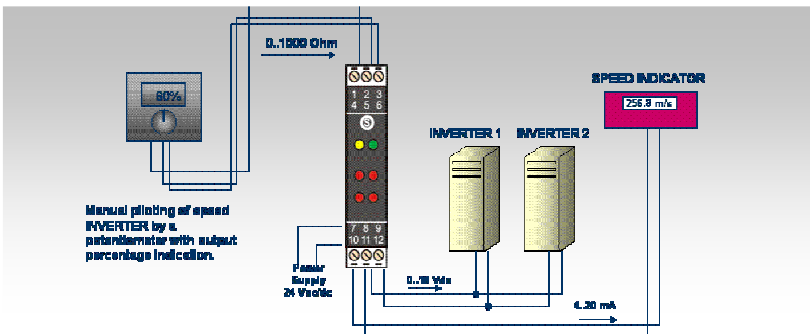
- Rheostat (2 wire), ranges 0 – 300 ohms (I = 6 mA), 0–500 ohms (I = 3.6mA) and 0 – 1 Kohm (I = 1.8 mA)
- Resistance with connection to potentiometer (3 wires) (Vref = 1.8 Vdc)

#### OUTPUT

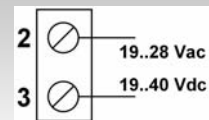
- Current:** 0..20 mA, 4..20 mA
- Higher load resistance: 600 Ohm
- Voltage:** 0..5 Vdc, 1..5 Vdc, 0..10 Vdc and 2..10 Vdc
- Lower load resistance: 2,5 Ohm

#### DIMENSIONS AND INSTALLATION

##### Application

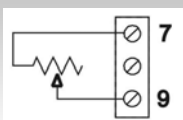


##### Power supply

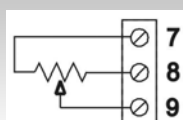


##### Input

###### Rheostat (2 wire)



###### Potentiometer (3 wire)

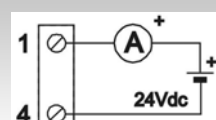


##### Output

###### Current – active output



###### Current – passive output



###### Voltage

