

Z112A

AMPLIFIER WITH POWER SUPPLY FOR PROXIMITY SENSORS

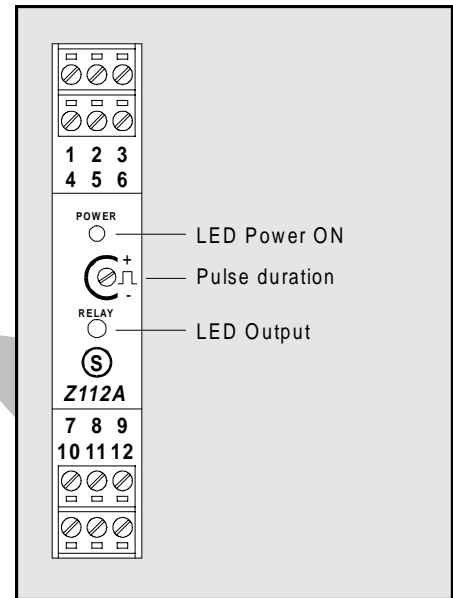
Amplifier with power supply and divider circuit for proximity sensors.

Provided with 1 optoisolated input for reed contact, 2 and 3 wire npn sensor with 12 and 24 Vdc power supply, NAMUR sensor, 24 Vdc pulse, photoelectric sensor and Hall effect sensor. The output is of the relay type with 1 SPDT changeover (capacity 1 A 30 Vdc or 5 A 250 Vac - resistive load).

The device has a divider circuit with division factor that can be programmed from 1 to 256 by means of dip switch and a circuit to elonger output pulse till 500 ms approx. by frontal trimmer.

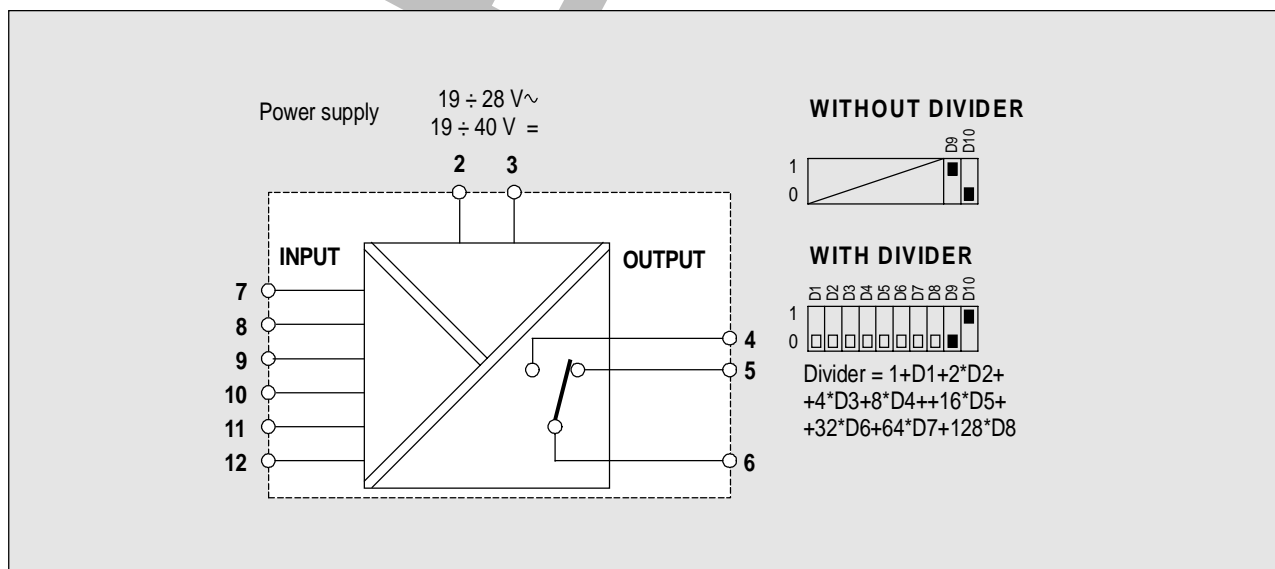
Two LEDs signal instrument powered and relay energised.

Provided with three-point galvanic separation between input, output and power supply with insulation voltage 1500 Vac. The self-extinguishing polycarbonate case is the width of 1 DIN module and is designed to fit on a 35 mm mounting rail (DIN 46277).




TECHNICAL SPECIFICATIONS

- Power supply: 19 - 40 Vdc / 19 - 28 Vac
- Max power consumption: 2.5 W
- Input: 1 optoisolated input from reed, 2/3 wire npn 12 and 24 Vdc, Namur, 24 Vdc pulse, photoelectric sensor and Hall effect sensor
- Output: 1 relay with 1 SPDT changeover with capacity 1 A 30 Vdc or 5 A 250 Vac (resistive load)
- Operating temp.: 0 / + 50 °C
- Humidity: 30 / 90 % at + 40 °C (non-condensing)
- Dimensions (b x h x d) : 17.5 x 100 x 112 mm
- Weight: approx. 200 g

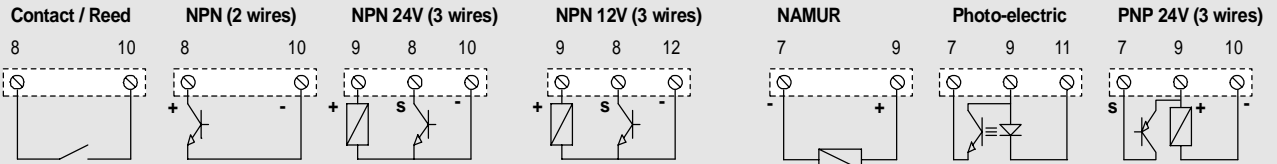


POWER SUPPLY

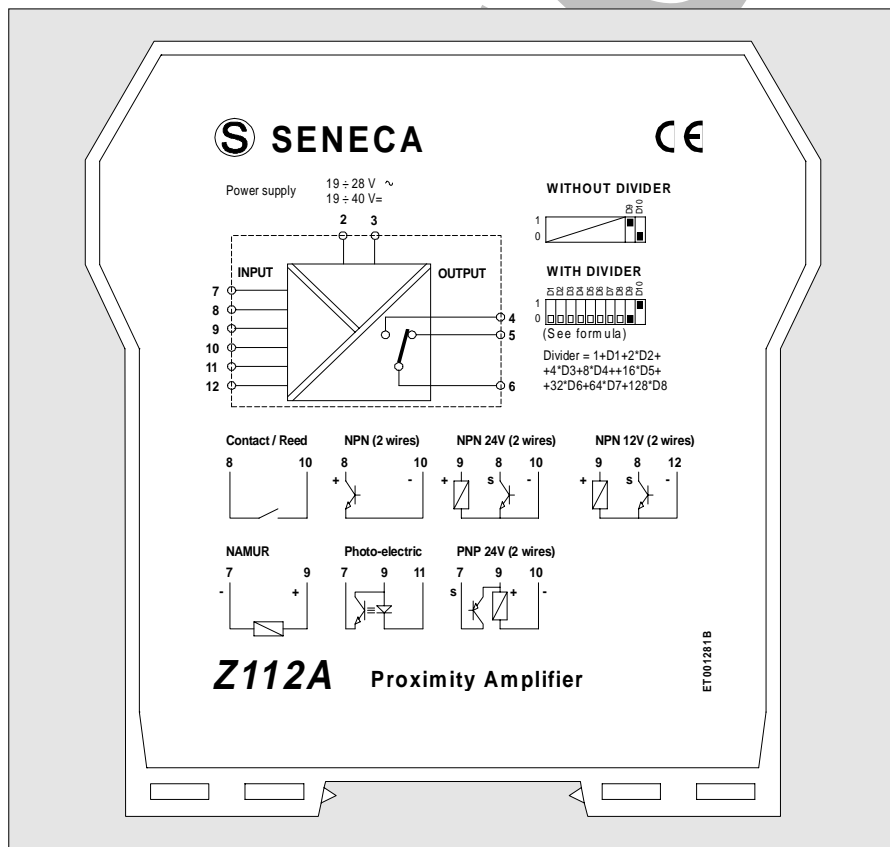
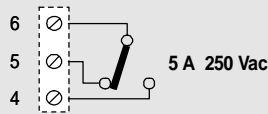


Power voltage must be in a range from 19 to 40 Vdc (indifferent polarity), from 19 to 28 Vac. **Upper limits must not be exceeded, if it happen there could be damages for module.** It is necessary to protect power source from possible module's failure by fuse correctly dimensioned.

INPUT



OUTPUT



Tel: 01943 602001 Fax: 01943 816796
 Email: sales@SenecaUK.com
 Web: www.SenecaUK.com