

TECHNICAL SPECIFICATIONS

K-Bus – Connector for K-line modules



ORDER CODES

K-BUS

Expandable power supply connector – min 10 pieces

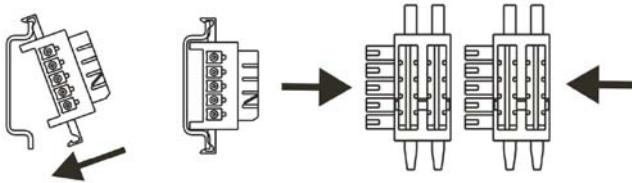
Description

SMART SUPPLY system is based on expandable K-Bus connector. Up to 16 devices, the distribution of power supply is possible connecting a single device at voltage source, as whole consumption doesn't exceed 400 mA. Over 16 and up to 75 devices, with maximum current consumption of 1,6 A (approx 21 mA per module), it's needed K-Supply module that gets overvoltages protections on-board.

DIMENSIONS AND INSTALLATION

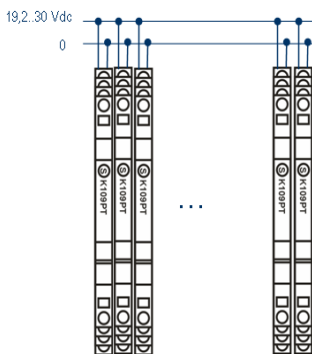
Each expandable connector K-Bus allows inserting two modules. K-Bus are inserted on guide setting them to the top and round them at the bottom.

Expandable connector K-BUS

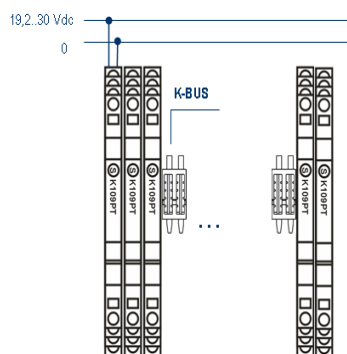


APPLICATION WITH K-SUPPLY AND K-BUS

Power supply on spring-cage terminals



Power supply on spring-cage terminals using K-Bus connector (up to 16 modules)



Power supply on spring-cage terminals using K-Supply and K-Bus connector (up to 75 modules)

